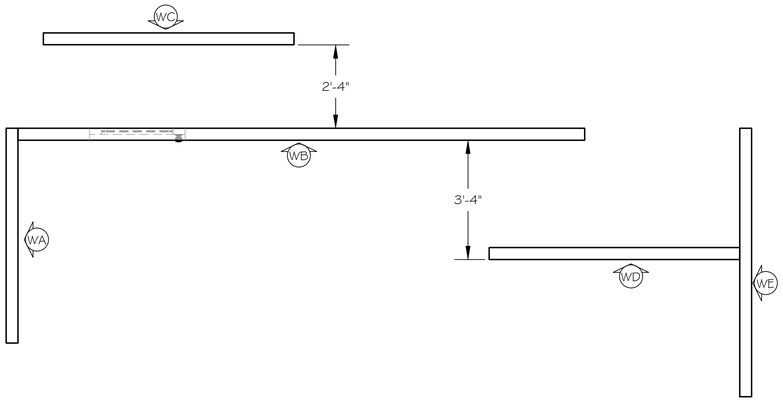

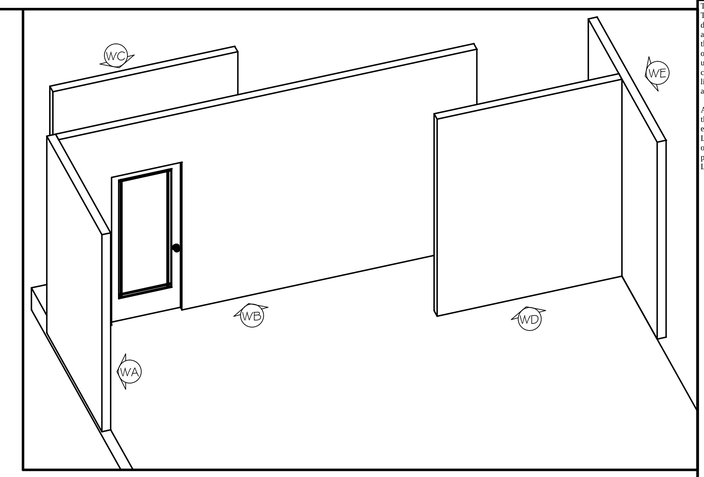

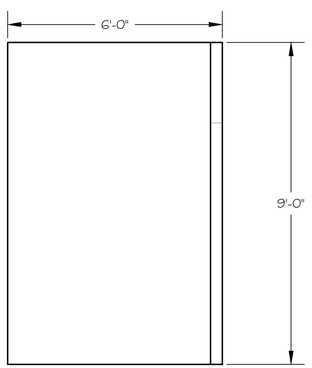

Wall A

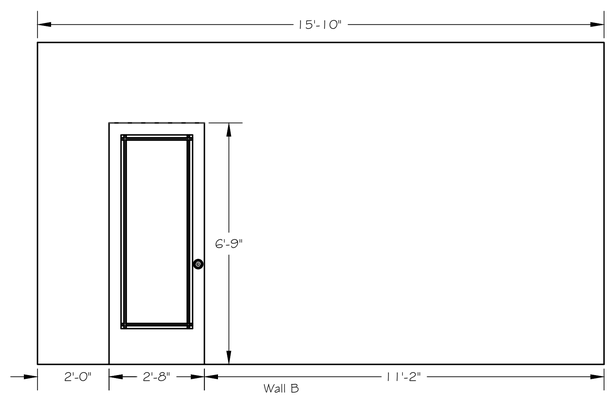

Wall B

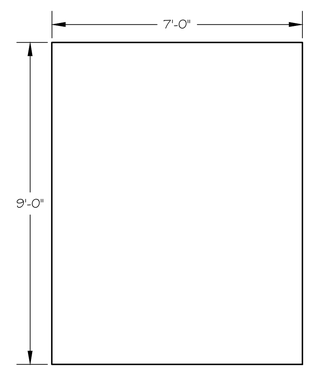

Wall C

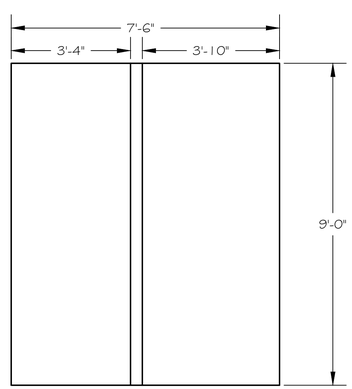

Wall D



Wall E

Walls
All Walls are too look like poured concrete basement walls in an old building. Use cement board facing for walls-both sides on WA and WE. Hide straight seams/cracks. Paint to age and simulate poured concrete.

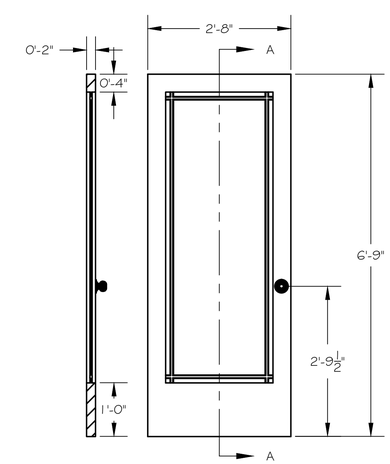

SECTION A-A
SCALE 3/4" = 1'-0"

Door
Scale: 3/4"= 1'-0"
Door Drawn to fill opening in Wall B. Size smaller to fit opening for door swing and molding.
Finish door with medium/dark grey paint to look worn and dirty.

This is a representation of design concepts only! The designer takes no responsibility, and herewith disclaims liability, for the erection, engineering and/or use of any component or concept shown on this or any other drawing. It is the responsibility of the vending companies to erect this design using properly engineered and approved materials, components and methods, including but not limited to local building, fire and safety codes, and all applicable O.S.H.A. standards.

All concepts, ideas, and design elements shown on this drawing and any other documentation are the exclusive intellectual property of Scenographix, Ltd., and may only be used for this project. Any other use is prohibited, unless express written permission has been granted by Scenographix, Ltd.

Emmigrants

Meilly Swallow Hall
Walls

ACCOUNT EXECUTIVE

DRAWN BY
T McClellan

DATE
5 January 2013

SCALE:
1/2"=1'-0"

DRAWING NUMBER
3

DRAWING DATA